

UV Sensor Probe

GUVx-T1xGC-LA5




Features

- Single Supply Voltage, Analog Voltage Output
- Air Environment

Applications

- UV Power Measurement
- UV Lamp, LED Monitoring

Picture



Information of UV Sensor Probe

Size (mm ³)	36(a) × 30(b) × 16
Window Size (mm)	12
No. of screw	4
No. of fixed hole	2
hole to hole (mm)	22
Size of hole	4 mm Tab × 8 mm
Locaion of hole	Center (a direction) 4 mm from Edge (b direction)
Cable Length (cm)	40
Weight (g)	40
Connector	Molex 5264-04

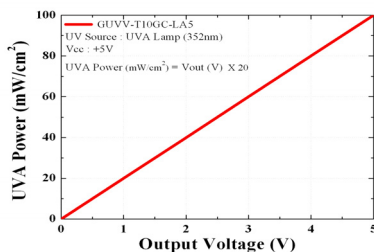
Absolute Maximum Ratings

Parameter	Symbol	Value			Unit	Remark
		Min.	Typ.	Max.		
Storage Temperature	T _{st}	-40		90	°C	
Operating Temperature	T _{op}	-30		85	°C	

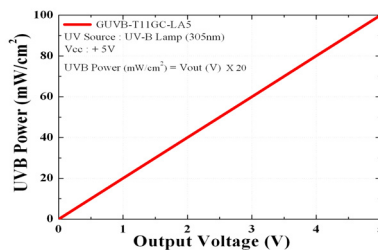
Electro-Optical Characteristics (at 25 °C)

Parameter	Symbol	Value			Unit	Remark
		Min.	Typ.	Max.		
Supply Voltage	V _{cc}	1.8	5	5.5	V	DC
Supply Current	I _Q		0.05		mA	
Detection Range	GUVV-T10GC-LA5	λ	230	395	nm	10% of Max.
	GUVB-T11GC-LA5	λ	220	320	nm	10% of Max.
	GUVC-T10GC-LA5	λ	220	280	nm	10% of Max.
Output Voltage	V _{out}	0		5	V	V _{cc} =5V
Detection Power Range	P	0		100	mW/cm ²	V _{cc} =5V
Response Time	T		10		ms	

Output Voltage along UV power

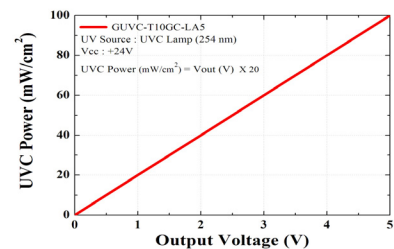


GUVV-T10GC-LA5



GUVB-T11GC-LA5

$$\text{UV Power (mW/cm}^2\text{)} = \text{Vout (V)} \times 20$$



GUVC-T10GC-LA5