

# High Intensity UV Sensor Probe

GUVx<sup>1</sup>-T1XGC-LA8

(Supply Voltage: 5V, Voltage Output)



Option : x<sup>1</sup> : Select Detection Range

## Features

- Air Environment, Single Supply Voltage, Analog Voltage Output, Molex connector
- Adjustable Detection Range (Variable Resistor)

## Applications

UV Lamp Monitoring, Strong UV irradiation monitoring(Max. 20W/cm<sup>2</sup>)

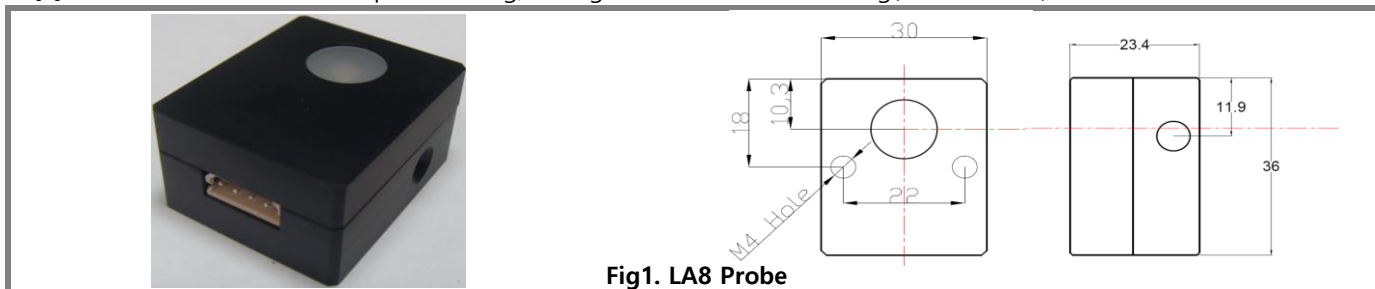


Fig1. LA8 Probe

## Case Dimensions

Parameter	Size (mm <sup>3</sup> )	Window (mm)	No. of fixed hole	hole to hole (mm)	Weight (g)
Dimensions	36 × 30 × 23.4	12	2	22	60

## Absolute Maximum Ratings

Parameter	Symbol	Value			Unit	Remark
		Min.	Typ.	Max.		
Storage Temperature	T <sub>st</sub>	-40		90	°C	
Operating Temperature	T <sub>op</sub>	-30		85	°C	

## Detection Range(Option)

Parameter	Product	Symbol	Value	Unit	Remark	
Detection Range	UV	λ	GUVV-T10GC-LA8	230 ~ 395	nm	10% of Max.
			GUVA-T11GC-LA8	220 ~ 370		
			GUVB-T11GC-LA8	220 ~ 320		
			GUVC-T10GC-LA8	220 ~ 280		
			GUVL-T10GC-LA8	220 ~ 320		
	Visible		GVBL-T12GC-LA8	220 ~ 445		
			GVGR-T10GC-LA8	300 ~ 510		

\*Refer to page 2 for responsivity curve

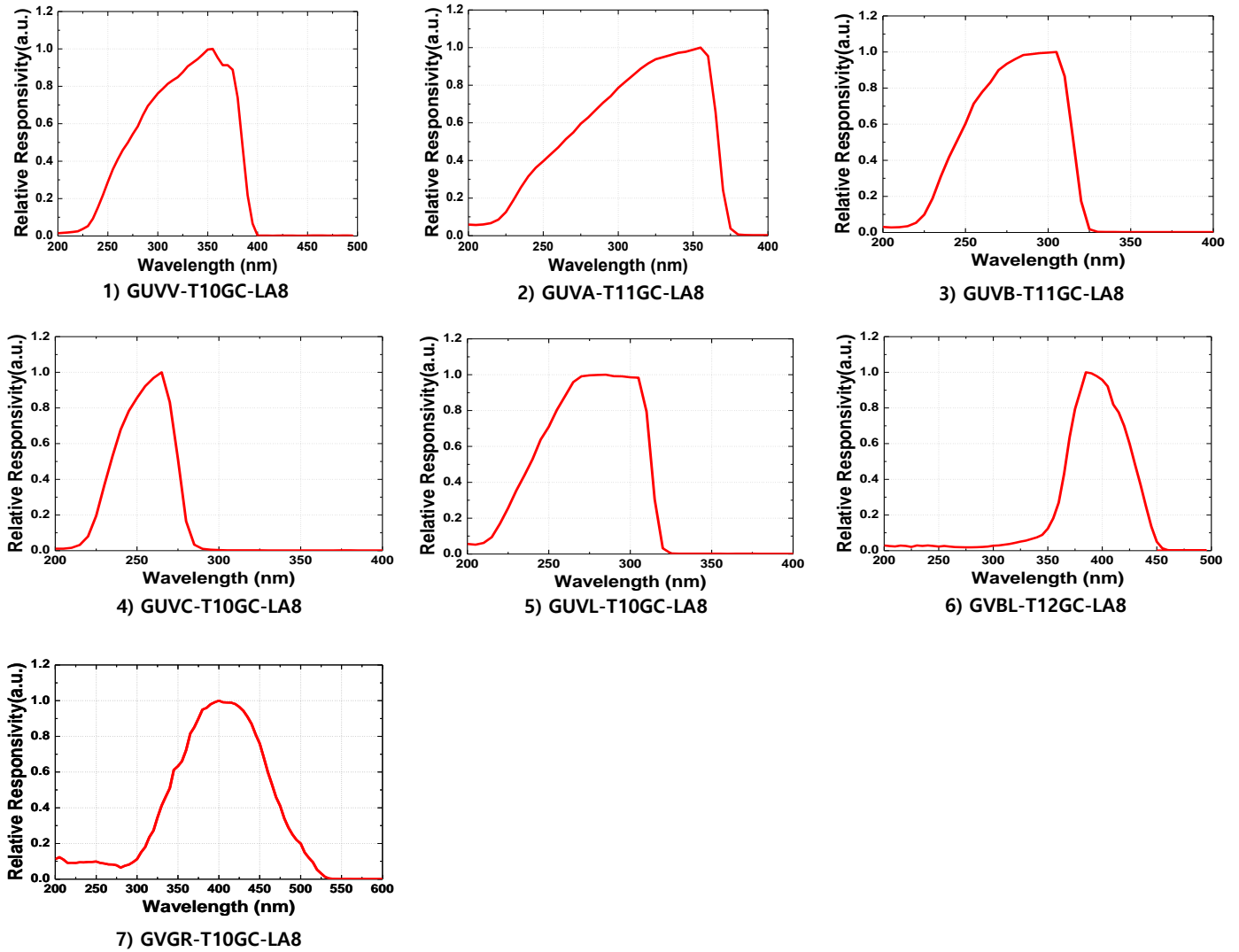
## Electro-Optical Characteristics (at 25 °C)

Parameter	Symbol	Value			Unit	Remark
		Min.	Typ.	Max.		
Supply Voltage	V <sub>cc</sub>		5		V	
Supply Current	I <sub>Q</sub>		0.05		mA	
Output Voltage	V <sub>out</sub>	0		5	V	
Detection Power Range	P	0		100	mW/cm <sup>2</sup>	*Standard
Response Time	T		10		ms	

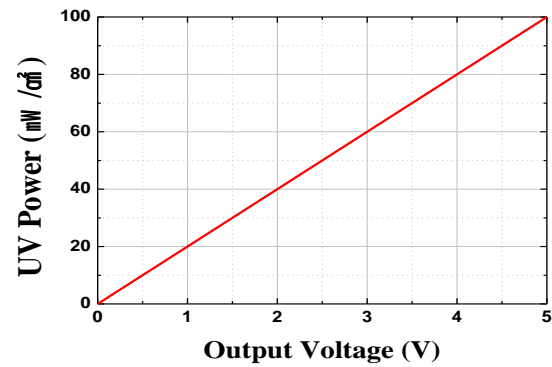
X<sup>1</sup> : Detection Range(GUVx-UV, GVxx-Visible)

\* Order production available (20, 50, 500mW/cm<sup>2</sup> etc), Please fill out the detection power range you want when ordering

## Responsivity Curve



## UV Power along Output Voltage



GUVx-T1XGC-LA8

$$\text{UV Power (mW/cm}^2\text{)} = \text{Vout (V)} \times 20$$

## Wiring connections



Color	Terminal	Remark
Red	V <sub>cc</sub>	DC 5V
Black	GND	
Green	V <sub>out</sub>	0 ~ 5V
White	GND	

Black and White lines (GND) are connect to the internal Sensor probe.