

High Intensity UV Sensor Probe

GUVx¹⁾-T1XGC-LA8-24

(Supply Voltage: 9-24V, Voltage Output)



Option : x¹⁾ : Select Detection Range

Features

- Air Environment, Single Supply Voltage, Analog Voltage Output, Molex connector
- Adjustable Detection Range (Variable Resistor)

Applications

UV Lamp Monitoring, Strong UV irradiation monitoring(Max. 20W/cm²)

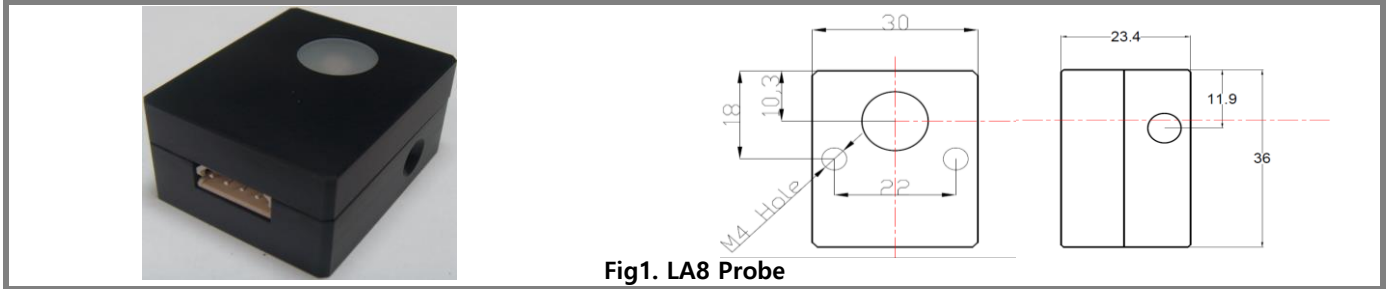


Fig1. LA8 Probe

Case Dimensions

Parameter	Size (mm ³)	Window (mm)	No. of fixed hole	hole to hole (mm)	Weight (g)
Dimensions	36 × 30 × 23.4	12	2	22	60

Absolute Maximum Ratings

Parameter	Symbol	Value			Unit	Remark
		Min.	Typ.	Max.		
Storage Temperature	T _{st}	-40		90	°C	
Operating Temperature	T _{op}	-30		85	°C	

Detection Range(Option)

Parameter	Product	Symbol	Value	Unit	Remark	
Detection Range	UV	λ	GUVV-T10GC-LA8-24	230 ~ 395	nm	10% of Max.
			GUVA-T11GC-LA8-24	220 ~ 370		
			GUVB-T11GC-LA8-24	220 ~ 320		
			GUVC-T10GC-LA8-24	220 ~ 280		
			GUVL-T10GC-LA8-24	220 ~ 320		
	Visible	GVBL-T12GC-LA8-24	220 ~ 445			
		GVGR-T10GC-LA8-24	300 ~ 510			

*Refer to page 2 for responsivity curve

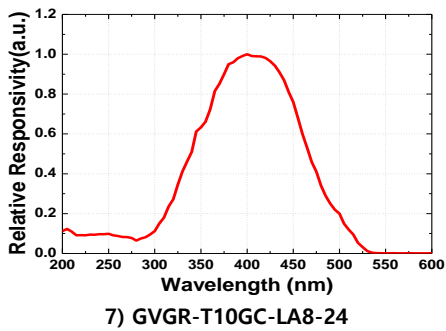
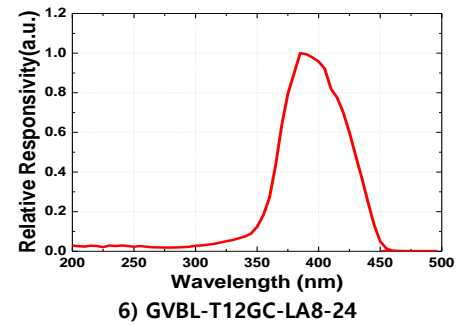
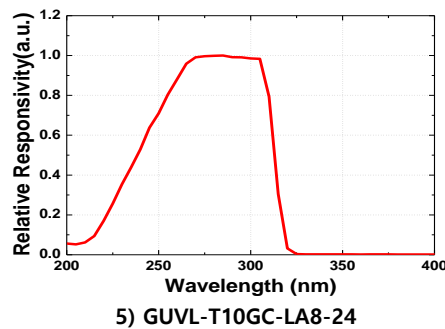
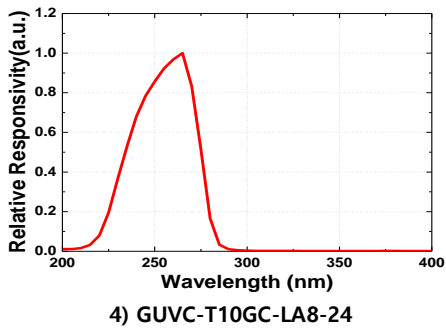
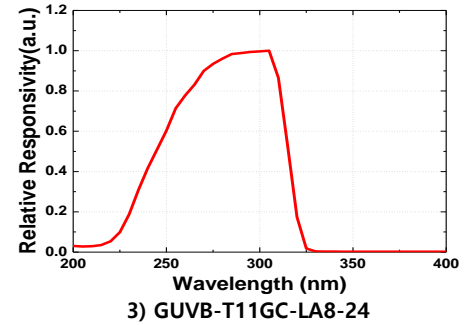
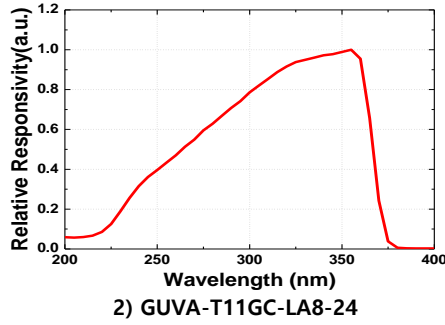
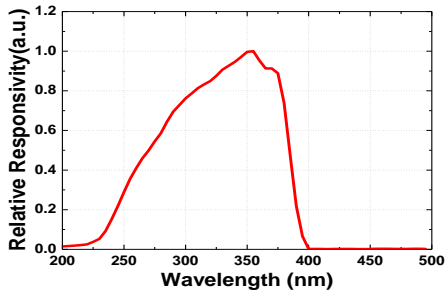
Electro-Optical Characteristics (at 25 °C)

Parameter	Symbol	Value			Unit	Remark
		Min.	Typ.	Max.		
Supply Voltage	V _{cc}	9		24	V	
Supply Current	I _Q		0.05		mA	
Output Voltage	V _{out}	0		5	V	
Detection Power Range	P	0		100	mW/cm ²	*Standard
Response Time	T		10		ms	

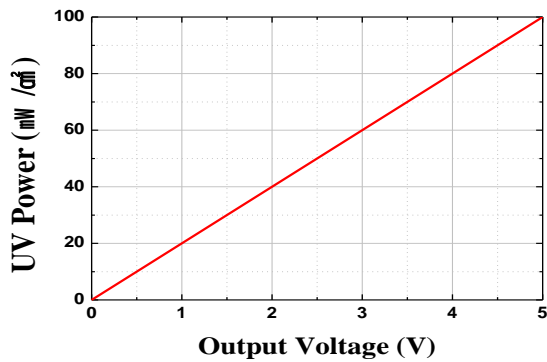
X¹⁾ : Detection Range(GUVx-UV, GVxx-Visible)

* Order production available (20, 50, 500mW/cm² etc), Please fill out the detection power range you want when ordering

Responsivity Curve



UV Power along Output Voltage



GUVx-T1XGC-LA8-24

$$\text{UV Power (mW/cm}^2\text{)} = \text{V}_{\text{out}} \text{ (V)} \times 20$$

Wiring connections



Color	Terminal	Remark
Red	V _{cc}	DC 9 -24V
Black	GND	
Green	V _{out}	0 ~ 5V
White	GND	

Black and White lines (GND) are connect to the internal Sensor probe.